







Door Type	Lift & Slide Door
System Name	Series 070
Frame Depth	Double Track = 125mm (4.92") or Triple Track = 193mm (7.59")
Material	Insulated Aluminum (AlMgSi 0,5) with 1" thermal break
Rating	EN (European Norm) EN 1026: 2000-09: CLASS 4
Colour Options	Anodized: Clear (C-0), Dark Bronze (C-34), Black (C-35) Powder-Coat: Classic RAL colours (255 Colours), 2-tone colours available
Glass Options	Standard 24mm (15/16" OA) Insulated Glass Units, tempered. Available up to 40mm (1 9/16")
Hardware	G-U Lift Slide System (up to 250KG sash weight / 550Lbs). Lever Handle (Interior); Recessed Pull Handle (Exterior).
Screens	Available upon request.

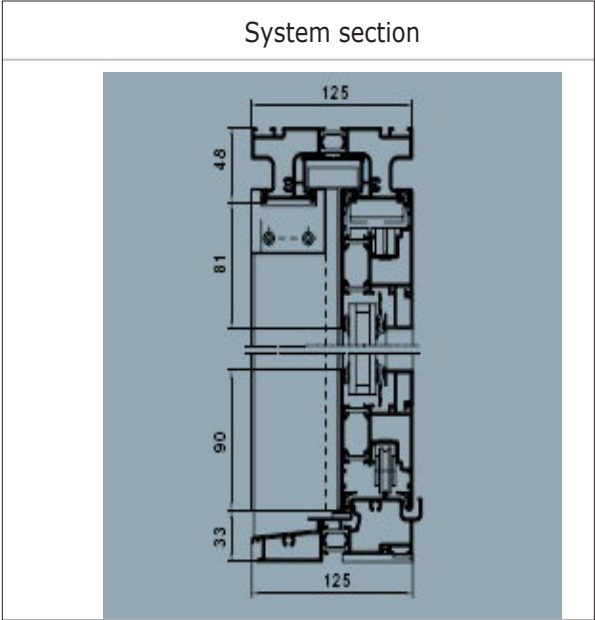


	Weight of casement in kgs max.	150/250
	Wind-resistance EN 12210 / EN 13116	C3
	Driving-rain resistance EN 12208 / EN 12 154	5A
	Permeability of air-resistance EN 12207 / EN 12 152	4
	Break-in resistance DIN N EN 1627:1999	WK 2

System Minimum & Maximum Sizes:

	Minimum		Maximum	
	Width	Height	Width	Height
Double Track	1.5m 5'0"	1.27m 4'2"	6.0m* 19'8"	3.05m* 10'0"
Triple Track	3.05m 10'0"	1.27m 4'2"	12.0m* 39'4"	3.05m* 10'0"

- Custom Sizes
* Maximum Sash Weight (including glass): not to exceed 250KG or 550Lbs
* Doors over 6m width require coupling




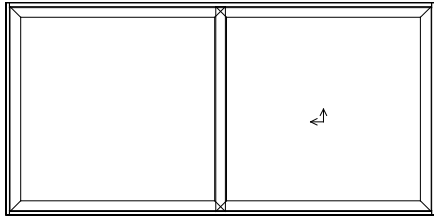
Hardware Options

Optional	- keylock with exterior handle		
Hardware finishes	- silver - black.		

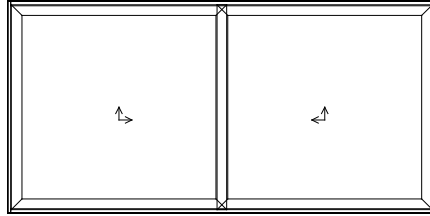
Motorized with remote control

Optional motorized operator with interior switch or remote control.

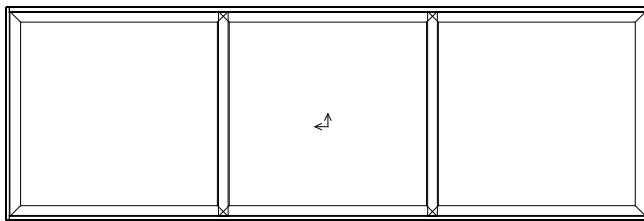





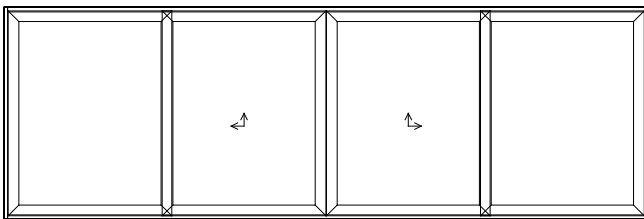
201



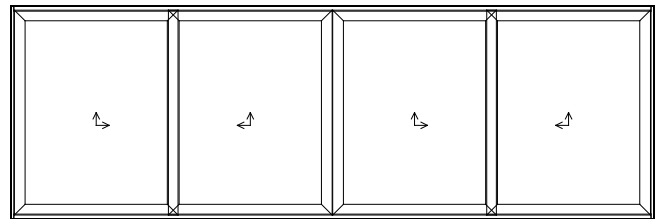
202



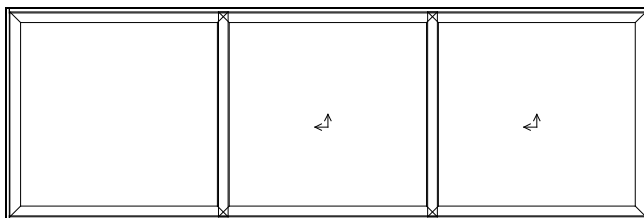
203



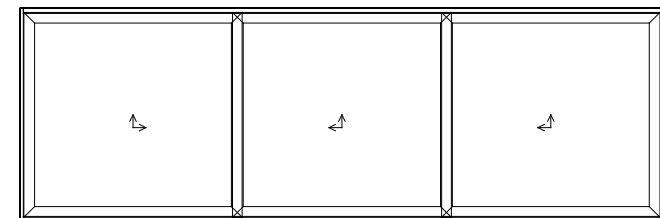
204



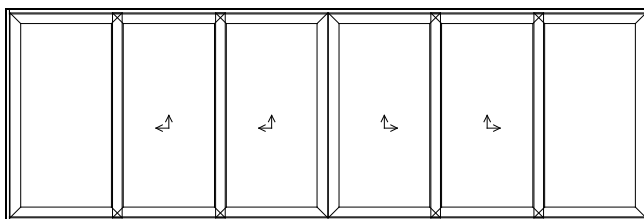
205



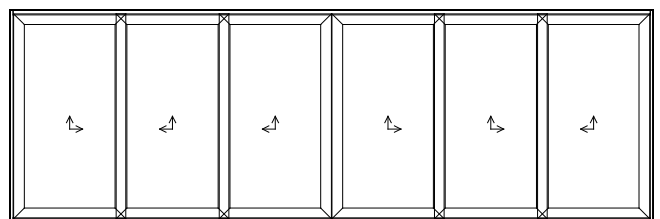
302



303



304



306